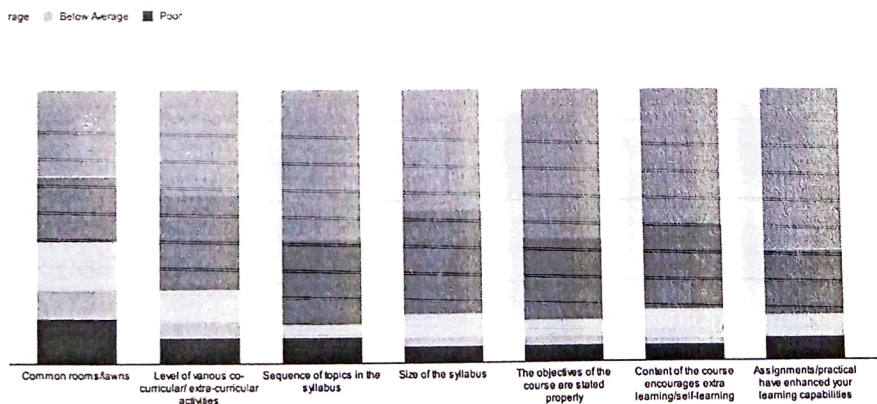
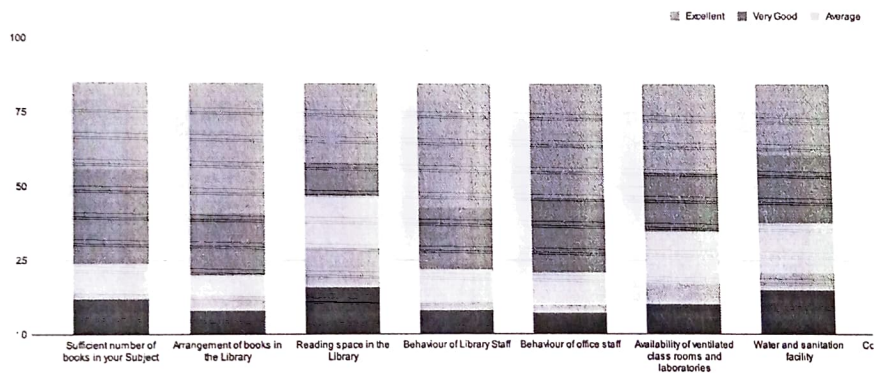
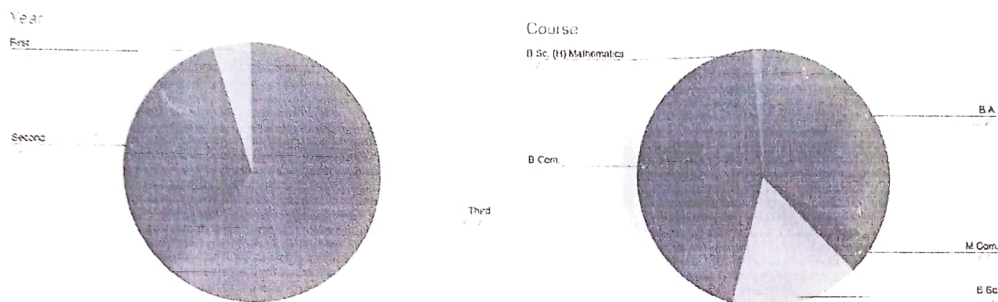


# FEEDBACK MECHANISM REPORT 2022-23


## ASPECT 1: FEEDBACK FROM THE STUDENTS

TOTAL SAMPLE FROM WHOM THE FEEDBACK IS TAKEN: **85 STUDENTS**

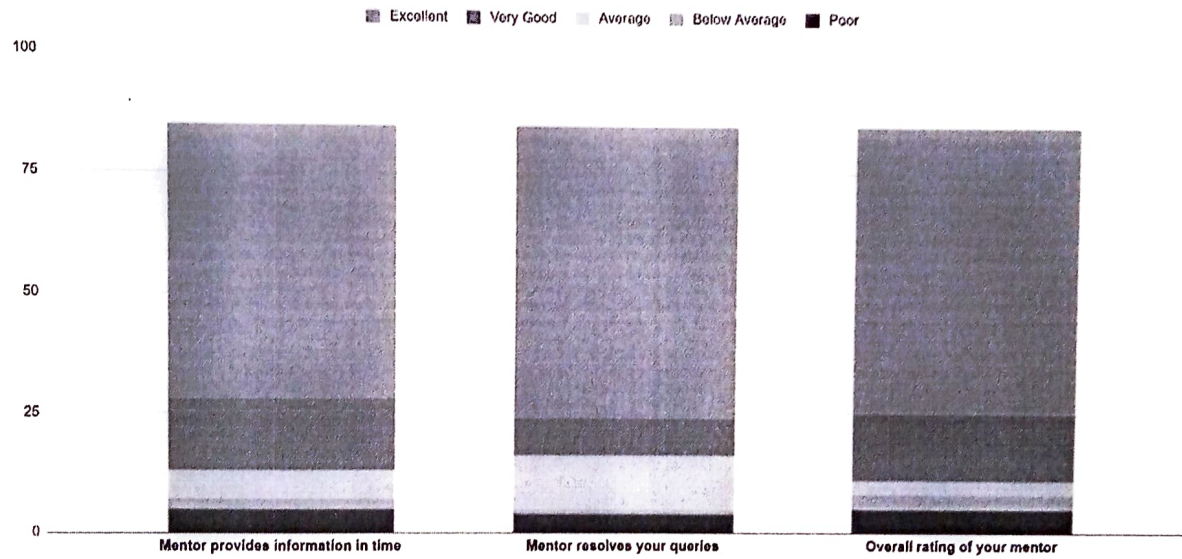
FREQUENCY OF FEEDBACK TAKEN: **ANNUAL**



## TEACHERS FEEDBACK (BY STUDENTS)



## MENTORS FEEDBACK (BY STUDENTS)




# FEEDBACK MECHANISM REPORT 2022-23

## ASPECT 2: FEEDBACK FROM THE PARENTS



TOTAL SAMPLE FROM WHOM THE FEEDBACK IS TAKEN: **15 PARENTS**

FREQUENCY OF FEEDBACK TAKEN: **ANNUAL**


Course in which ward is enrolled



Year of Admission to the Institution



Below Average Poor








# FEEDBACK MECHANISM REPORT 2022-23

## ASPECT 3: FEEDBACK FROM THE TEACHERS

TOTAL SAMPLE FROM WHOM THE FEEDBACK IS TAKEN: **33 TEACHERS**

FREQUENCY OF FEEDBACK TAKEN: **ANNUAL**



# FEEDBACK MECHANISM REPORT 2022-23

## ASPECT 3: FEEDBACK FROM ALUMNI

TOTAL SAMPLE FROM WHOM THE FEEDBACK IS TAKEN: **26 ALUMNI**

FREQUENCY OF FEEDBACK TAKEN: **ANNUAL**

